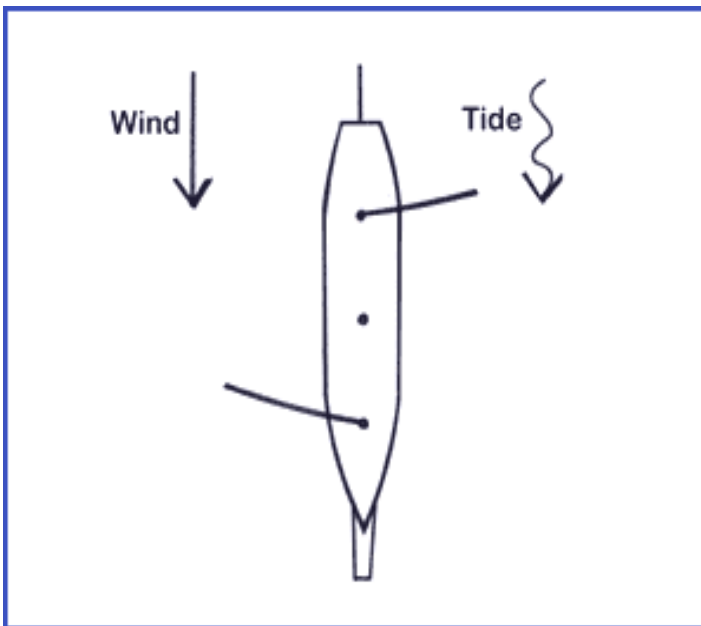


## Learn To Sail A Schooner No 2

### Anchoring Under Sail on the Run

Page 1



With the wind and tide together it is usual to anchor by luffing up head to wind and tide and dropping back on the anchor. Occasionally we anchor on the run and use the anchor to turn into the wind and tide.

However, this requires both a good level of skill and co-ordination on the part of the crew .

#### Box 1

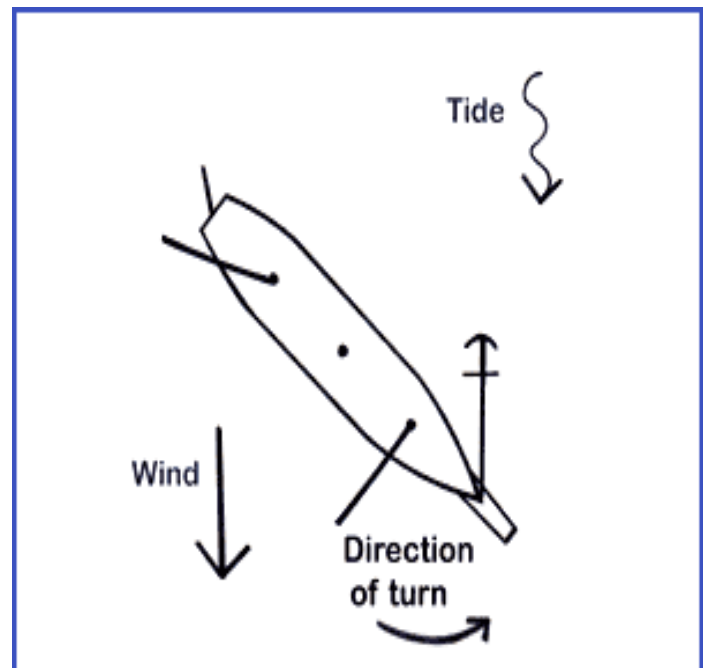
Sufficient sail is carried to maintain steerage way over the tide. In this case foresail and mizzen are enough. The jib and staysail are down to keep the foredeck clear for the anchor crew.

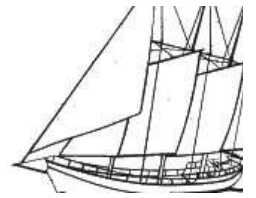

#### Box 2

The helm is put hard over and the mizzen is sheeted so the wind will blow the stern around and maximise the rate of turn.

The anchor is not let go until the turn is started.

As soon as the anchor touches the bottom the boat starts to pivot round it.

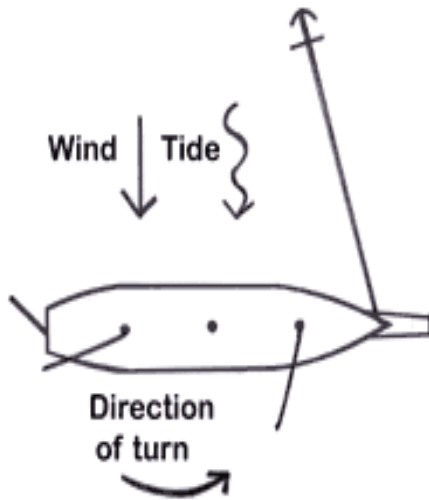




## Learn To Sail A Schooner No 2

### Anchoring Under Sail on the Run

Page 2



#### Box 3

We don't want the anchor to get too good a hold in the seabed until Trinovante is well into the turn so initially only a short amount of chain is veered before the brake is eased on.

The rate of spin increases dramatically but there will be no sudden snatches if the timing of the manoeuvre has been right.

#### Box 4

The rest of the chain is veered as we drop back on the anchor.

This manoeuvre allows accurate setting of the anchor and is useful if space is limited especially if the wind is light and the tide is strong.

